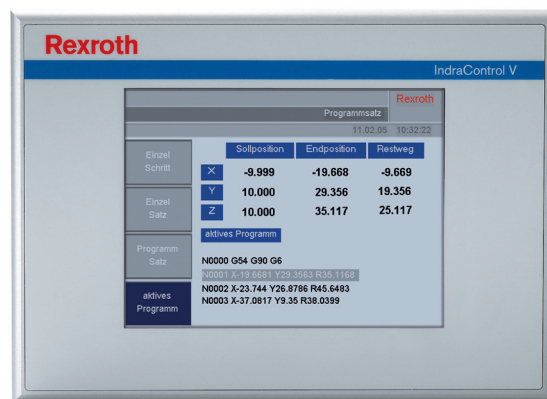
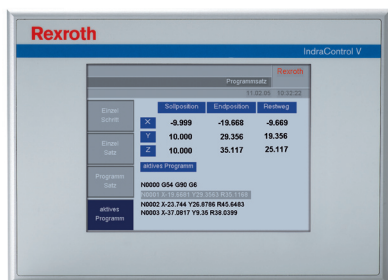


compact operator terminals

5,7" STN-Touchdisplay IndraControl VCP 25



compact operator terminals

5,7" STN-Touchdisplay ■ IndraControl VCP 25**Documentation**

These controller-based compact operator terminals allow you to edit your production data simply by pressing a key or touching the screen. The system versions cover a range from simple small graphics displays to touchscreens with full graphics capabilities – with the number of function keys depending on the system design. The comprehensive interface range fulfills almost all of your communication wishes, whether Ethernet TCP/IP, fieldbus or serial.

Technical data

		VCP 25.2
Processor		
CPU	RISC ARM9 200MHz (Standard)	
Memory		
Application	3 MB	
Flash size	16 MB	
Slot	1	
Display		
Type	STN-Color	
	graphic orientated	
Size	5.7 "	
Colours / Greyscales	colours	
Resolution	320 x 240	
Handling		
Type	touch operation	
Handling	Touch screen	
Handling		
Keyboard	Touch screen	
Interfaces		
Ethernet	1 x Ethernet TCP/IP (Standard)	
USB	2 x USB-Host (Standard)	
Others	RS232/RS485 (Option)	
Fieldbus		
PROFIBUS DP	1 x PROFIBUS DP-Slave (Option)	
Electric data		
Voltage supply	U	24 V DC

compact operator terminals

5,7" STN-Touchdisplay ■ IndraControl VCP 25

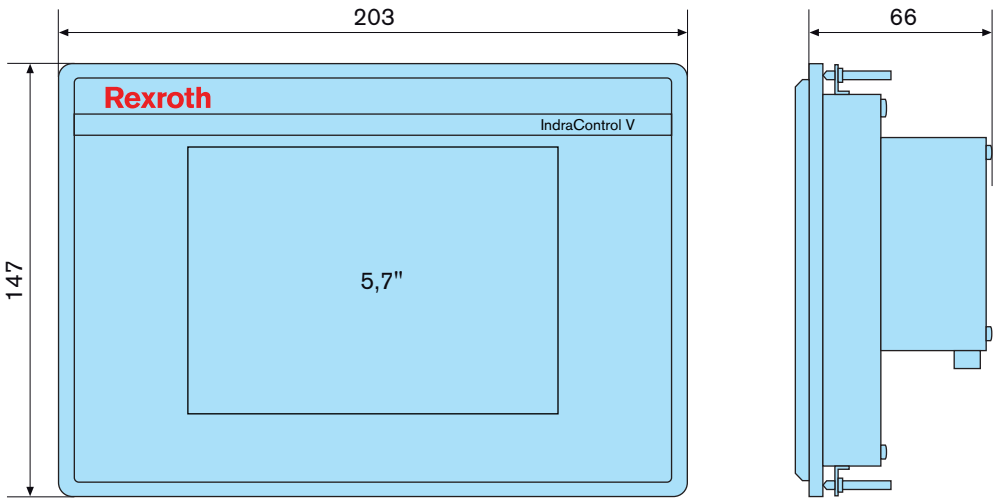
Min.	U_{min}	19 V DC
Max.	U_{max}	30 V DC
Input Power	[W]	8.4
Protection		
Category Front		IP65
Category Rear		IP20
Weight		
Weight		1 kg
Ambient conditions		
Ambient temp. operation	Min. [°C]	5
	Max. [°C]	45
Ambient temp. storage	Min. [°C]	-20
	Max. [°C]	60
Relative humidity operation	Min. [%]	5
	Max. [%]	85
Relative humidity storage	Min. [%]	5
	Max. [%]	75
Atmospheric pressure (operation)	Min. [kPa]	80
	Max. [kPa]	106
	EN 60034-1	(up to 2,000 above MSL)
Atmospheric pressure (transport/storage)	Min. [kPa]	70
	Max. [kPa]	106
	EN 60034-1	(up to 2,000 above MSL)

Dimensions

		VCP 25.2
Dimensions		
Height H	[mm]	147
Width W	[mm]	203
Depth D	[mm]	66

compact operator terminals

5,7" STN-Touchdisplay ■ IndraControl VCP 25



Type Code

Type Code	Description	Part No.:
VCP25.2DVN-003-NN-NN-PW	IndraControl VCP 25	R911311505
VCP25.2DVN-003-SR-NN-PW	IndraControl VCP 35 with serial interfaces	R911311506
VCP25.2DVN-003-PB-NN-PW	IndraControl VCP 25 with PROFIBUS DP-Slave	R911311507

Accessories

Type Code	Description	Part No.:
VAS04.1-001-002-NN	Battery-Kit	R911316662

Documentation

Type Code	Description	Part No.:
DOK-SUPPL*-VCP*25.2***-PR02-EN-P	IndraControl VCP 25	R911310386
DOK-SUPPL*-VCP*25.2***-PR02-DE-P	IndraControl VCP 25	R911310382

Bosch Rexroth AG

Electric Drives and Controls

P.O. Box 13 57

97803 Lohr, Germany

Bgm.-Dr.-Nebel-Str. 2

97816 Lohr, Germany

Phone +49 9352-40-0

Fax +49 9352-40-4885

www.boschrexroth.com/electrics

The data specified above only serve to describe the product.

As our products are constantly being further developed, no statements concerning a certain condition or suitability for a certain application can be derived from our information. The information given does not release the user from the obligation of own judgment and verification. It must be remembered that our products are subject to a natural process of wear and aging.